


8-12

Money activities

Rainy days in

Stuck for something to do on a rainy day?
These activities will keep children busy and teach them about money.



Bank statements

Gather some receipts of things you've bought using a debit card, ideally when your child was present, and show your child a recent bank statement (or print from online). Can they match the receipts with the correct transactions on the bank statement?



Do you still want it?

Ask your child to go around your home finding toys they really wanted at the time, but haven't played with for a while. Ask them to think about why they wanted each one. Unwanted toys could be sold at a car-boot sale or school fair.

Missing coin

Get one of each type of coin, and show them to your child on a tray. Then, while they look away, remove one of the coins. Can they say which one is missing?



Baking for charity

Find a charity you and your child would like to support, and bake a cake together to raise money for it. Work out how many slices you will get out of it, and decide how much to sell each slice for. Don't forget to take into account the cost of any ingredients you have to buy – older children could research the prices online.

An education programme brought to you by

8-12

Money activities

Rainy days in



Electricity bills

Find a paper or online electricity bill, and explain that everything in your home that uses electricity costs money. For example, leaving a 40W light bulb on for 24 hours costs around 15p. Make 'I cost 15p per day!' signs for all your light switches to encourage your family not to waste electricity*.

*Based on average UK electricity costs. To calculate the cost of other wattages: 10 watts cost approximately 3.7p per day.

Make a money box

If your child doesn't have a money box, look online to find instructions for making one at home. If they do have one, empty it out and count how much money is in it together, sorting coins by value. You could also make a second money box to save for something special. Using the MoneySense **Savings Tracker** poster, get your child to make a note every time they add to their money box, and add up the weekly totals.





Contents insurance

Explain that to insure your valuable items, you need to make a list for the insurance company. Get your child to go around your home making a note of all your electronic items, then look up how much they cost online together.

Equal piles

Gather as much loose change as you can, and play a game where you challenge your child to match the value of your one coin with a pile of change that equals it. For example, if you put down a 5p coin, your child could match it with a stack of five 1p coins, or a 1p and two 2p coins.



Tell a teacher!

Why not get your child's school to sign up to the MoneySense programme online? There is a wealth of resources for teachers to use in the classroom, including workshops, activity sheets, quizzes and videos. All resources are linked to the National Curriculum and accredited by Young Money.

mymoneysense.com