


MoneySense curriculum topic map

First Level

MoneySense
Making sense of money



This topic map illustrates how the range of MoneySense resources links to the Curriculum for Excellence. MoneySense is a free and impartial financial education programme from Royal Bank of Scotland that has already helped millions of children learn about money. The programme has received the Financial Education Quality Mark and is accredited by Young Enterprise; it's easy to use, interactive and fun; and provides everything you need to teach pupils how to manage money.

NUMERACY AND MATHEMATICS

- MNU 1-03a** I can use addition, subtraction, multiplication and division when solving problems, making best use of the mental strategies and written skills I have developed.
- MNU 0-09a** I am developing my awareness of how money is used and can recognise and use a range of coins.
- MNU 1-09a** I can use money to pay for items and can work out how much change I should receive.
- MNU 1-09b** I have investigated how different combinations of coins and notes can be used to pay for goods or be given in change.

SOCIAL STUDIES

- SOC 0-20a** In real-life settings and imaginary play, I explore how local shops and services provide us with what we need in our daily lives.
- SOC 1-16a** I can contribute to a discussion of the difference between my needs and wants and those of others around me.
- SOC 1-21a** I can work out the amount of money I need to buy items, understanding that I may not always be able to afford the items I want.

HEALTH AND WELLBEING

- HWB 0/1-01a** I am aware of and able to express my feelings and am developing the ability to talk about them.
- HWB 0/1-02a** I know that we all experience a variety of thoughts and emotions that affect how we feel and behave and I am learning ways of managing them.
- HWB 0/1-20a** I can describe some of the kinds of work that people do and I am finding out about the wider world of work.

An education programme brought to you by



MODULE
TOPIC

My Money Management

What coins and notes do we use?

Pupils explore what coins and notes there are, and how they are used.

Curriculum links:

- MNU 1-03a
- MNU 0-09a
- MNU 1-09a
- MNU 1-09b
- SOC 0-20a
- SOC 1-21a

Resources:

- Interactive
- Lesson plan
- Quiz (PowerPoint)
- Activity sheet
- 2 x Infographics



What are needs and wants?

Pupils explore the difference between needs and wants, considering how we prioritise the things we buy in terms of importance.

Curriculum links:

- SOC 1-16a
- SOC 1-21a

Resources:

- Lesson plan
- Activity sheet
- Video
- Presentation (PowerPoint)



LAUNCHES NOVEMBER 2017

How can I keep track of my money?

Pupils explore ways of knowing how much money they receive and spend by making simple records.

Curriculum links:

- MNU 1-03a
- MNU 1-09a
- SOC 0-20a
- SOC 1-21a

Resources:

- Interactive (e-storybook)
- Lesson plan
- Activity sheet
- Presentation (PowerPoint)

My Money Safety

Where can I keep my money safe?

Pupils explore how to keep money safe – identifying safe places to keep money, the different choices involved in keeping money safe, and the consequences of losing money.

Curriculum links:

- HWB 0/1-01a
- HWB 0/1-02a
- MNU 1-03a

Resources:

- Interactive
- Lesson plan
- Quiz (PowerPoint)
- Activity sheet
- 2 x Infographics



Why is it important to save money?


Pupils learn about saving money for later, reasons for saving and how it might make them feel, and why saving can be important.

Curriculum links:

- SOC 1-21a

Resources:

- Interactive
- Lesson plan
- Quiz (PowerPoint)
- Activity sheets
- Infographic



Money in the World

Where does money come from?


Pupils explore where people get money from, including working to earn money. Also helps pupils understand about earning and saving for the future.

Curriculum links:

- HWB 0/1-20a

Resources:

- Interactive
- Lesson plan
- Quiz (PowerPoint)
- Activity sheet
- 2 x Infographics



mymoneysense.com/rbs